



Swimming New Zealand



1500m Freestyle Men Final

2023 Apollo Projects NZ Age Group S...

Points Swimmers Files Scoreboard





























Session 1 Wed 09:10 AM	Session 2 Wed 05:40 PM	Session 3 Thu 09:10 AM	Session 4 Thu 05:40 PM	Session 5 Fri 09:10 AM	Session 6 Fri 05:40 PM	Session 7 Sat LIVE	Session 8 Sat 05:40 PM
-----------------------------	-----------------------------	-----------------------------	-----------------------------	-----------------------------	-----------------------------	--------------------------------	-----------------------------

Session 7 Saturday 09:10 AM		
25	09:10 AM	100m Breaststroke Wome...
26	09:20 AM	200m Individual Medley M...
109	09:45 AM	200m Individual Medley M...
110	09:49 AM	200m Individual Medley W...
27	09:54 AM	200m Freestyle Women He...
28	10:12 AM	50m Freestyle Men Heat
29	10:26 AM	50m Butterfly Women Heat
111	10:35 AM	200m Freestyle Men Multi...
112	10:39 AM	200m Freestyle Women M...
30	10:44 AM	1500m Freestyl... LIVE
























27 **200m Freestyle Women Heat** Official












Entries Heats

Total							
Rank	Competitor	Age	Club	RT	FINA	Result	
1	Osborne Su...	17	North Shore ...	+0.67		2:04.68 Entry: 2:02.19 (+ 2.49)	QA
	50m: 29.26 150m: 1:32.69 (31.54)		100m: 1:01.15 (31.89) 200m: 2:04.68 (31.99)				
2	Allott Keira	18	Mt Maungan...	+0.80		2:07.43 Entry: 2:04.31 (+ 3.12)	QA
	50m: 30.04 150m: 1:35.28 (32.86)		100m: 1:02.42 (32.38) 200m: 2:07.43 (32.15)				
3	McEwan Tal...	17	Mt Maungan...	+0.70		2:08.30 Entry: 2:04.25 (+ 4.05)	QA
	50m: 29.49 150m: 1:34.80 (33.10)		100m: 1:01.70 (32.21) 200m: 2:08.30 (33.50)				
4	Allan Eva	17	United Swim...	+0.72		2:08.59 Entry: 2:05.04 (+ 3.55)	QA
	50m: 30.06 150m: 1:35.88 (32.81)		100m: 1:03.07 (33.01) 200m: 2:08.59 (32.71)				
5	Emmett Oliv...	15	Hamilton Aq...	+0.77		2:09.20 Entry: 2:08.29 (+ 0.91)	QC
	50m: 29.72 150m: 1:37.46 (34.43)		100m: 1:03.03 (33.31) 200m: 2:09.20 (31.74)				
6	Sweetman ...	17	Howick Paku...	+0.79		2:09.92 Entry: 2:10.43 (- 0.51)	QA
	50m: 29.92 150m: 1:35.99 (33.33)		100m: 1:02.66 (32.74) 200m: 2:09.92 (33.93)				
7	Finer Emilia	18	Neptune Swi...	+0.74		2:09.99 Entry: 2:09.87 (+ 0.12)	QA
	50m: 30.51 150m: 1:37.54 (33.59)		100m: 1:03.95 (33.44) 200m: 2:09.99 (32.45)				
8	Glintmeyer ...	14	Kiwi West A...	+0.78		2:10.19 Entry: 2:08.44 (+ 1.75)	QD
	50m: 29.73 150m: 1:36.38 (33.66)		100m: 1:02.72 (32.99) 200m: 2:10.19 (33.81)				
9	Bennett Bro...	16	Vikings Swi...	+0.81		2:10.20 Entry: 2:07.26 (+ 2.94)	QB
	50m: 30.31 150m: 1:37.37 (33.81)		100m: 1:03.56 (33.25) 200m: 2:10.20 (32.83)				
10	Abdou Hanna	16	Wharenui Sw...	+0.80		2:10.71 Entry: 2:06.54 (+ 4.17)	QB
	50m: 30.57 150m: 1:37.61 (33.68)		100m: 1:03.93 (33.36) 200m: 2:10.71 (33.10)				
11	Tassicker N...	17	Nga Tai Tuat...	+0.78		2:10.80 Entry: 2:09.84 (+ 0.96)	QA
	50m: 30.05		100m: 1:03.43 (33.38)				

		150m: 1:37.47 (34.04)	200m: 2:10.80 (33.33)		
12	 Pedersen Zoe	16	 Coast Swim...	+0.72	2:11.05 Entry: 2:10.55 (+ 0.50) QB
		50m: 30.13 150m: 1:37.74 (34.42)	100m: 1:03.32 (33.19) 200m: 2:11.05 (33.31)		
13	 Wansbroug...	16	 Aquabladz ...	+0.78	2:11.15 Entry: 2:05.70 (+ 5.45) QB
		50m: 30.50 150m: 1:38.04 (33.95)	100m: 1:04.09 (33.59) 200m: 2:11.15 (33.11)		
14	 Asiata Dani...	16	Howick Paku...	+0.67	2:11.72 Entry: 2:08.00 (+ 3.72) QB
		50m: 30.49 150m: 1:37.89 (34.11)	100m: 1:03.78 (33.29) 200m: 2:11.72 (33.83)		
15	 Hamblyn-O...	17	 Coast Swim...	+0.73	2:12.05 Entry: 2:12.21 (- 0.16) QA
		50m: 31.23 150m: 1:38.11 (33.72)	100m: 1:04.39 (33.16) 200m: 2:12.05 (33.94)		
16	 Peters Chloe	15	 Hamilton Aq...	+0.72	2:12.10 Entry: 2:08.24 (+ 3.86) QC
		50m: 30.26 150m: 1:37.95 (34.08)	100m: 1:03.87 (33.61) 200m: 2:12.10 (34.15)		
17	 Gibbs Charl...	17	Tawa Swim...	+0.62	2:12.26 Entry: 2:11.88 (+ 0.38) QA
		50m: 29.81 150m: 1:38.60 (34.47)	100m: 1:04.13 (34.32) 200m: 2:12.26 (33.66)		
18	 Tapper Mila...	17	 St Peter's S...	+0.71	2:12.54 Entry: 2:04.36 (+ 8.18) QA
		50m: 30.74 150m: 1:38.77 (34.24)	100m: 1:04.53 (33.79) 200m: 2:12.54 (33.77)		
19	 Whineray Te...	18	 TBSS Centra...	+0.76	2:12.55 Entry: 2:10.65 (+ 1.90)
		50m: 30.40 150m: 1:38.38 (34.34)	100m: 1:04.04 (33.64) 200m: 2:12.55 (34.17)		
20	 Miles Brooke	18	 Nga Tai Tuat...	+0.68	2:12.62 Entry: 2:09.75 (+ 2.87)
		50m: 30.22 150m: 1:38.48 (34.84)	100m: 1:03.64 (33.42) 200m: 2:12.62 (34.14)		
21	 Black Amelia	17	Waverley Swi...	+0.80	2:12.81 Entry: 2:09.04 (+ 3.77)
		50m: 30.23 150m: 1:38.11 (34.55)	100m: 1:03.56 (33.33) 200m: 2:12.81 (34.70)		
22	 Shotter Tara	17	 Aquabladz ...	+0.82	2:13.56 Entry: 2:10.13 (+ 3.43)
		50m: 30.08 150m: 1:38.42 (34.66)	100m: 1:03.76 (33.68) 200m: 2:13.56 (35.14)		
23	 Piper Hannah	16	United Swim...	+0.72	2:14.96 Entry: 2:11.57 (+ 3.39) QB
		50m: 31.53 150m: 1:40.40 (34.75)	100m: 1:05.65 (34.12) 200m: 2:14.96 (34.56)		
23	 Parmenter ...	15	 Jasi Swim C...	+0.80	2:14.96 Entry: 2:09.03 (+ 5.93) QC
		50m: 30.42 150m: 1:40.07 (35.39)	100m: 1:04.68 (34.26) 200m: 2:14.96 (34.89)		
25	 Hurley Kate	15	Pirates Swim...	+0.78	2:15.38 Entry: 2:12.10 (+ 3.28) QC
		50m: 31.71 150m: 1:40.77 (34.49)	100m: 1:06.28 (34.57) 200m: 2:15.38 (34.61)		
26	 Tapper Alys...	15	 St Peter's S...	+0.73	2:15.57 Entry: 2:10.43 (+ 5.14) QC
		50m: 32.10 150m: 1:40.66 (34.75)	100m: 1:05.91 (33.81) 200m: 2:15.57 (34.91)		
27	 van Veldhui...	15	Heretaunga ...	+0.79	2:16.45 Entry: 2:12.18 (+ 4.27) QC
		50m: 30.45 150m: 1:40.44 (35.61)	100m: 1:04.83 (34.38) 200m: 2:16.45 (36.01)		
28	 Austin Amel...	16	St Paul's Swi...	+0.79	2:16.71 Entry: 2:10.56 (+ 6.15) QB
		50m: 31.37 150m: 1:41.24 (35.48)	100m: 1:05.76 (34.39) 200m: 2:16.71 (35.47)		
29	 Roberts Ari...	16	Evolution Aq...	+0.72	2:17.06 Entry: 2:09.80 (+ 7.26)
		50m: 30.33 150m: 1:40.96 (36.13)	100m: 1:04.83 (34.50) 200m: 2:17.06 (36.10)		

2:17.32

0	 Yamagami ...	13	Howick Paku...	+0.73	Entry: 2:12.90 (+ 4.42)	QE
	50m: 30.85 150m: 1:41.56 (36.28)		100m: 1:05.28 (34.43) 200m: 2:17.32 (35.76)			
0	 McIntosh Al...	14	Mt Wellingto...	+0.76	2:18.70 Entry: 2:13.29 (+ 5.41)	QD
	50m: 31.58 150m: 1:42.64 (36.31)		100m: 1:06.33 (34.75) 200m: 2:18.70 (36.06)			
0	 Wilson Ava	14	Carterton Sw...	+0.77	2:15.08 Entry: 2:13.40 (+ 1.68)	QD
	50m: 30.49 150m: 1:40.48 (35.40)		100m: 1:05.08 (34.59) 200m: 2:15.08 (34.60)			
0	 Macdonald ...	15	Enterprise S...	+0.75	2:14.63 Entry: 2:13.57 (+ 1.06)	QC
	50m: 31.17 150m: 1:40.60 (35.01)		100m: 1:05.59 (34.42) 200m: 2:14.63 (34.03)			
0	 Jameson S...	16	United Swim...	+0.71	2:18.34 Entry: 2:13.77 (+ 4.57)	
	50m: 30.33 150m: 1:40.89 (37.15)		100m: 1:03.74 (33.41) 200m: 2:18.34 (37.45)			
0	 Haydon Gra...	16	Wharenui Sw...	+0.68	2:16.02 Entry: 2:13.85 (+ 2.17)	QB
	50m: 31.20 150m: 1:40.87 (35.47)		100m: 1:05.40 (34.20) 200m: 2:16.02 (35.15)			
0	 Brennan Eli...	16	 Coast Swim...	+0.71	2:16.24 Entry: 2:13.89 (+ 2.35)	QB
	50m: 30.58 150m: 1:40.11 (35.73)		100m: 1:04.38 (33.80) 200m: 2:16.24 (36.13)			
0	 Nelson Holly	15	 North Shore ...	+0.73	2:15.07 Entry: 2:14.21 (+ 0.86)	QC
	50m: 31.61 150m: 1:40.94 (35.04)		100m: 1:05.90 (34.29) 200m: 2:15.07 (34.13)			
0	 De Coster N...	15	St Paul's Swi...	+0.66	2:11.73 Entry: 2:14.26 (- 2.53)	QC
	50m: 30.09 150m: 1:37.28 (34.46)		100m: 1:02.82 (32.73) 200m: 2:11.73 (34.45)			
0	 Bell Millie	14	 North Cante...	+0.76	2:17.22 Entry: 2:14.42 (+ 2.80)	QD
	50m: 31.80 150m: 1:41.78 (35.50)		100m: 1:06.28 (34.48) 200m: 2:17.22 (35.44)			
0	 Reynolds M...	15	Howick Paku...	+0.81	2:18.59 Entry: 2:14.50 (+ 4.09)	
	50m: 31.48 150m: 1:42.84 (36.48)		100m: 1:06.36 (34.88) 200m: 2:18.59 (35.75)			
0	 Hingston Fr...	15	United Swim...	+0.73	2:18.53 Entry: 2:14.53 (+ 4.00)	QC
	50m: 30.45 150m: 1:41.51 (37.05)		100m: 1:04.46 (34.01) 200m: 2:18.53 (37.02)			
0	 Simpson Ng...	16	Swim Rotorua	+0.82	2:14.82 Entry: 2:14.78 (+ 0.04)	QB
	50m: 30.96 150m: 1:40.22 (34.99)		100m: 1:05.23 (34.27) 200m: 2:14.82 (34.60)			
0	 Marshall Al...	16	 Tasman Swi...	+0.76	2:18.82 Entry: 2:14.96 (+ 3.86)	
	50m: 31.32 150m: 1:42.94 (36.38)		100m: 1:06.56 (35.24) 200m: 2:18.82 (35.88)			
0	 Lyles Jasmi...	15	 Phoenix Aqu...	+0.68	2:18.54 Entry: 2:15.18 (+ 3.36)	
	50m: 31.65 150m: 1:43.76 (36.43)		100m: 1:07.33 (35.68) 200m: 2:18.54 (34.78)			
0	 Knight Kayla	14	United Swim...	+0.64	2:25.57 Entry: 2:15.19 (+ 10.38)	QD
	50m: 30.98 150m: 1:46.20 (38.88)		100m: 1:07.32 (36.34) 200m: 2:25.57 (39.37)			
0	 Lawson Aly...	13	 St Peter's S...	+0.78	2:16.32 Entry: 2:15.71 (+ 0.61)	QE
	50m: 31.77 150m: 1:41.66 (35.30)		100m: 1:06.36 (34.59) 200m: 2:16.32 (34.66)			
0	 MacDonald ...	14	United Swim...	+0.73	2:17.40 Entry: 2:15.78 (+ 1.62)	QD
	50m: 30.28 150m: 1:42.02 (36.43)		100m: 1:05.59 (35.31) 200m: 2:17.40 (35.38)			
0	 Bates Olivia	15	Howick Paku...	+0.78	2:21.37 Entry: 2:15.80 (+ 5.57)	

	50m: 32.23 150m: 1:44.99 (36.80)	100m: 1:08.19 (35.96) 200m: 2:21.37 (36.38)		
0	 Baker Genaya	14  SwimZone R... +0.74	2:16.86 Entry: 2:15.96 (+ 0.90)	QD
	50m: 31.16 150m: 1:41.23 (35.64)	100m: 1:05.59 (34.43) 200m: 2:16.86 (35.63)		
0	 Riley Ariella	14  Hamilton Aq... +0.83	2:17.25 Entry: 2:16.40 (+ 0.85)	QD
	50m: 32.78 150m: 1:43.34 (35.70)	100m: 1:07.64 (34.86) 200m: 2:17.25 (33.91)		
0	 Winter Heidi	14  Alexandra S... +0.67	DSQ	
0	 Conley Paige	13  Whanganui ... +0.83	2:20.30 Entry: 2:17.25 (+ 3.05)	QE
	50m: 32.61 150m: 1:45.80 (37.14)	100m: 1:08.66 (36.05) 200m: 2:20.30 (34.50)		
0	 Nadilo Mari...	14  Nga Tai Tuat... +0.71	2:22.23 Entry: 2:17.40 (+ 4.83)	QD
	50m: 30.89 150m: 1:44.15 (37.44)	100m: 1:06.71 (35.82) 200m: 2:22.23 (38.08)		
0	 Borkowski E...	17 Wharenui Sw...	DNS	